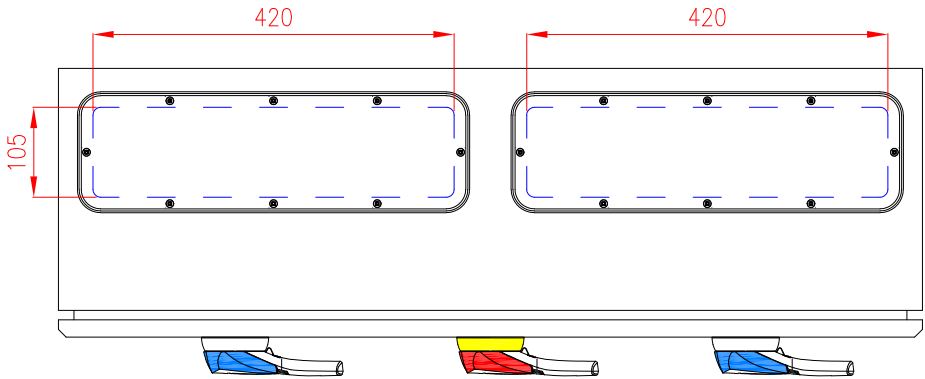


THIRD ANGLE PROJECTION
ALL DIMENSIONS IN mm UNLESS STATED

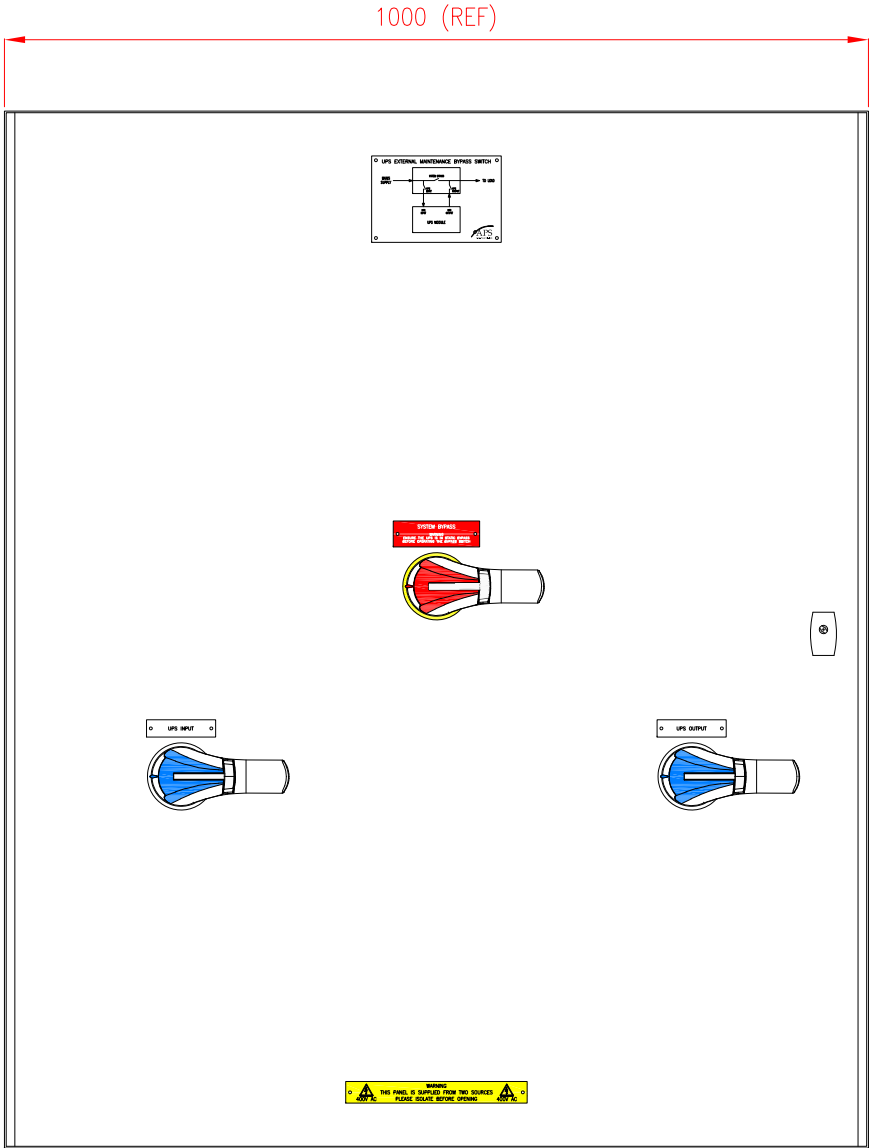
| | |
|--------------|-------|
| Scale: | Size: |
| Not To Scale | A3 |

- Notes:
1. MAXIMUM CABLE LUG SIZE FOR MAINS INPUT AND LOAD OUTPUT TERMINALS = 240mm² (M10 LUG).
 2. MAXIMUM CABLE SIZE FOR UPS INPUT AND UPS OUTPUT TERMINALS = 240mm² (M10 LUG).
 3. MAXIMUM CABLE SIZE FOR AUXILIARY CONTACTS = 4mm².
 4. REMOVABLE GLANDS PLATES AT TOP ONLY.
 5. PANEL COLOUR = RAL 7035.
 6. DOOR SHOWN HINGED ON THE LEFT. CAN BE HINGED ON THE RIGHT ON REQUEST.

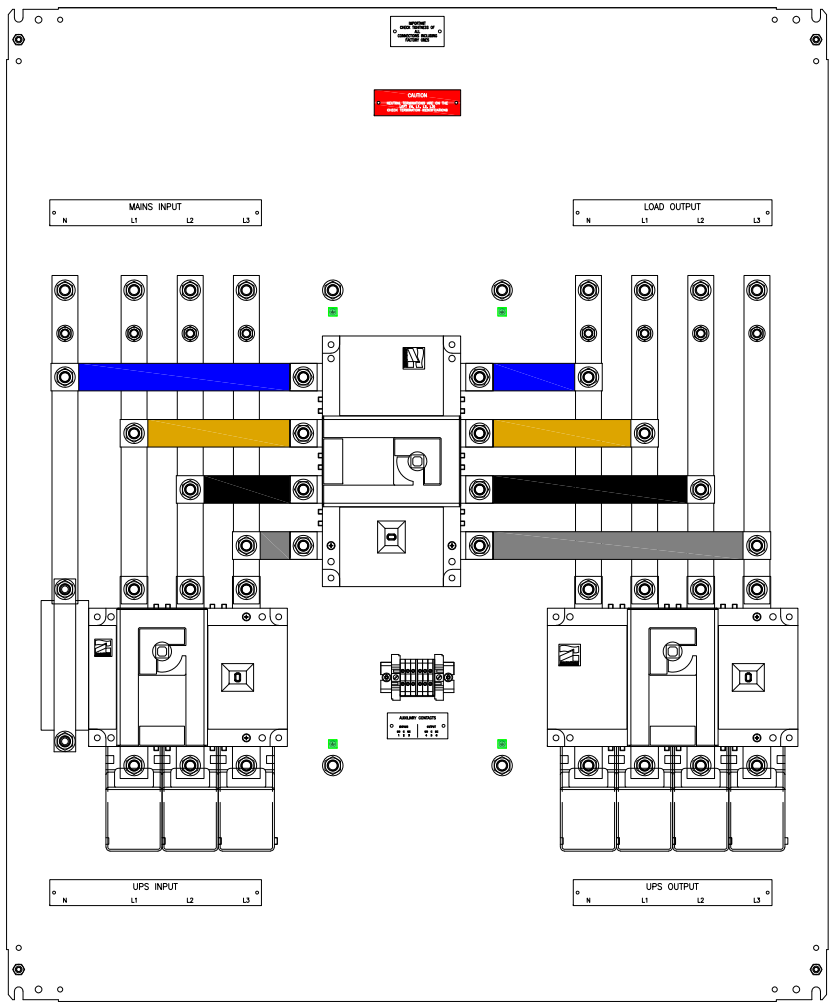
TOP VIEW



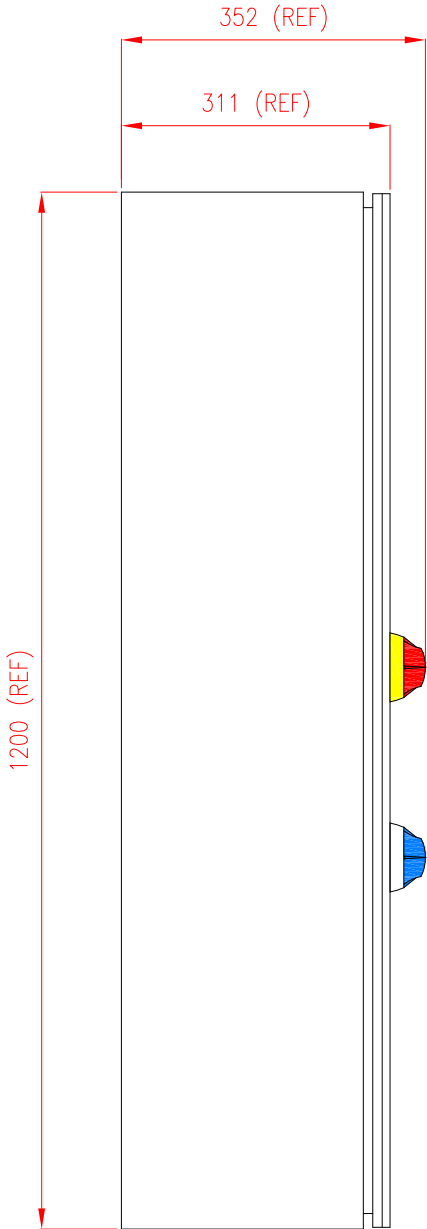
FRONT VIEW



INTERNAL VIEW



SIDE VIEW



| | | | |
|-----|----------|-------------|--------------|
| | | | |
| 00 | 25/01/19 | FIRST ISSUE | C.B P.J |
| Rev | Date | Description | Dr'n Ck'd |



Unit 1, Viscount Court
Walworth Industrial Estate, South Way
Andover, Hampshire. SP10 5NW
Tel: +44 (0) 1264 351217 Fax: +44 (0) 1264 351217

Project:
STANDARD PRODUCT

Drawing Title:
**WALL MOUNTED UPS
EXTERNAL MAINTENANCE
BYPASS PANEL (TYPE 2)
THREE PHASE IN
THREE PHASE OUT
RATING - 315A, 400A & 500A**

| | |
|-----------|------------|
| Drawn By: | Date: |
| C.B | 25/01/2019 |

| | |
|-------------|------------|
| Checked By: | Date: |
| P.J | 25/01/2019 |

Drawing Number:
APS-BP-0360-00