

THIRD ANGLE PROJECTION
ALL DIMENSIONS IN mm UNLESS STATED

Scale: Not To Scale
Size: A3

- Notes:
1. MAXIMUM CABLE LUG SIZE FOR MAINS INPUT AND LOAD OUTPUT TERMINALS = 50mm² (M6 LUG).
 2. MAXIMUM CABLE SIZE FOR UPS INPUT AND UPS OUTPUT TERMINALS = 16mm² (COMPRESSION TERMINALS).
 3. MAXIMUM CABLE SIZE FOR AUXILIARY CONTACTS = 4mm².
 4. REMOVABLE GLANDS PLATES TOP AND BOTTOM.
 5. PANEL COLOUR = RAL 7035.
 6. DOOR SHOWN HINGED ON THE LEFT. CAN BE HINGED ON THE RIGHT ON REQUEST.

00	25/01/19	FIRST ISSUE	C.B P.J
Rev	Date	Description	Dr'n Ck'd



Unit 1, Viscount Court
Walworth Industrial Estate, South Way
Andover, Hampshire. SP10 5NW
Tel: +44 (0) 1264 351217 Fax: +44 (0) 1264 351217

Project:
STANDARD PRODUCT

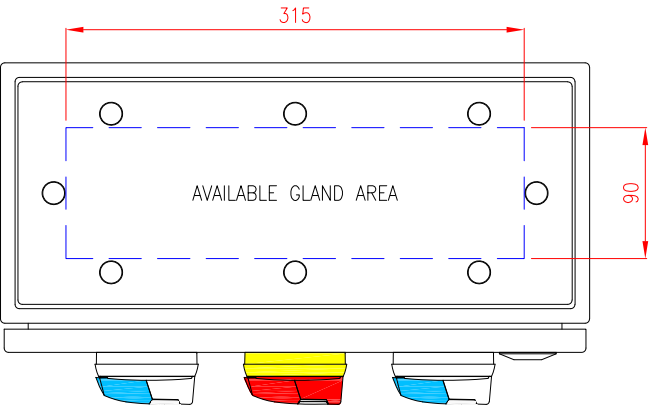
Drawing Title:
WALL MOUNTED UPS
EXTERNAL MAINTENANCE
BYPASS PANEL (TYPE 2)
THREE PHASE IN
SINGLE PHASE OUT
RATING - 32A

Drawn By: C.B
Date: 25/01/2019

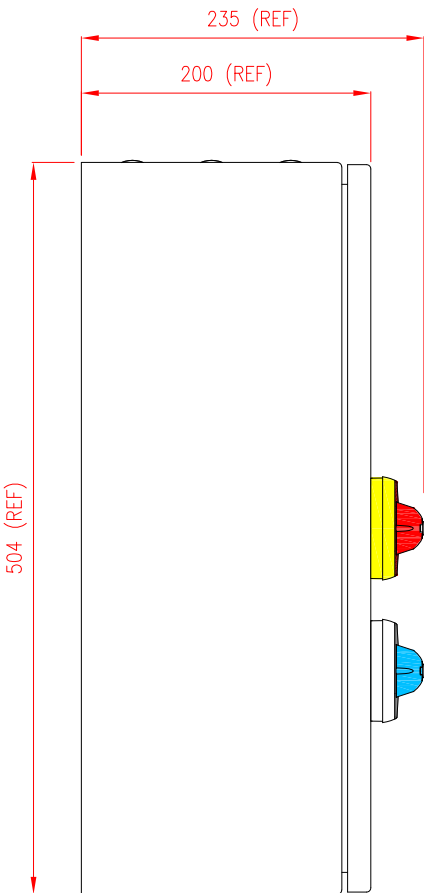
Checked By: P.J
Date: 25/01/2019

Drawing Number:
APS-BP-0339-00

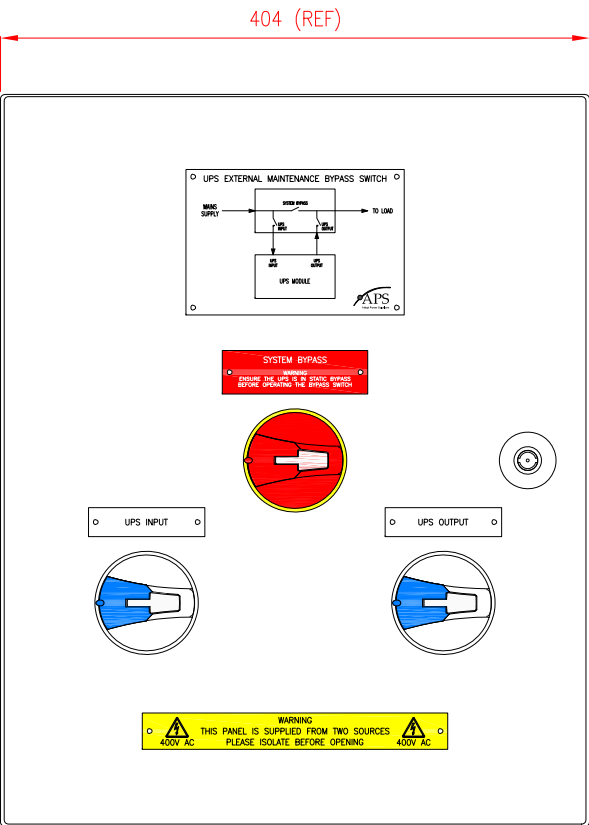
TOP VIEW



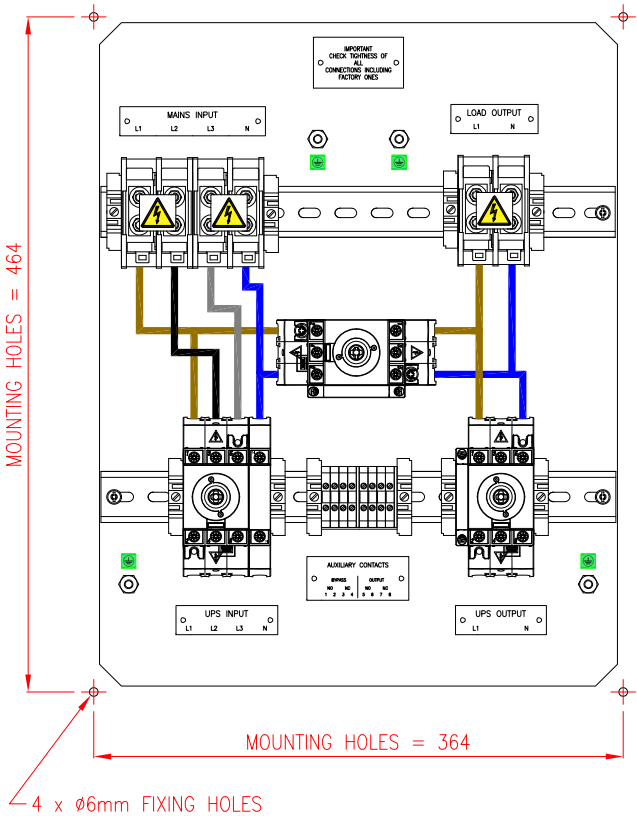
SIDE VIEW



FRONT VIEW



INTERNAL VIEW



BOTTOM VIEW

